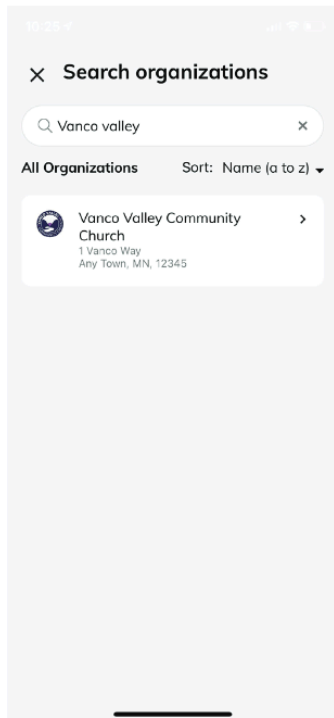


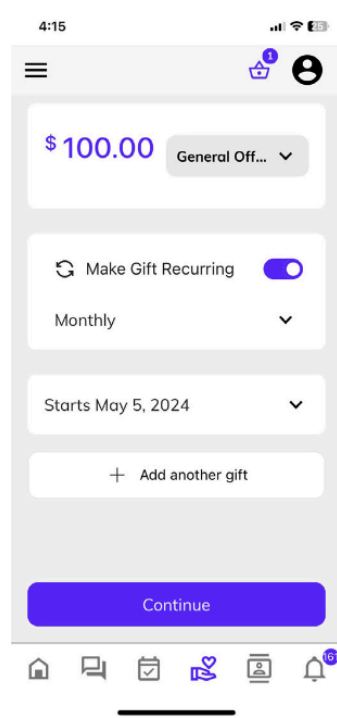
How to Give Using Vanco Mobile

Support our ministries from anywhere. Go to the App Store or Google Play to download the Vanco Mobile app for free.



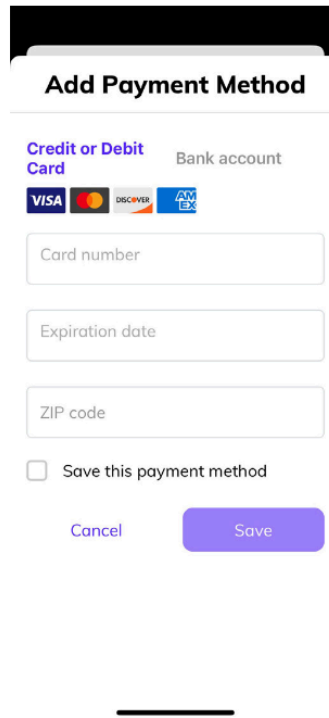
1. Search for Our Church

Enter our church's name or use the invite code and click **Search**. Then, select our church.



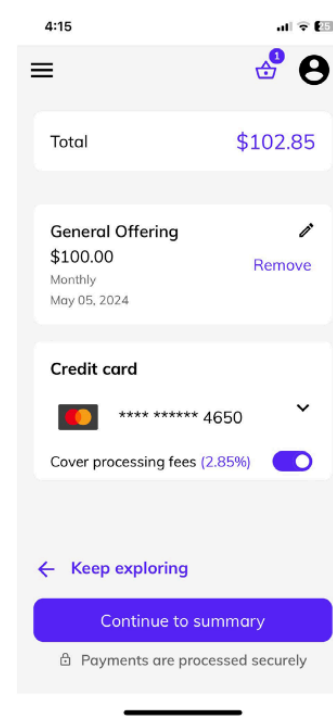
2. Select Your Fund and Amount

Select your fund and donation frequency, then enter your donation amount.



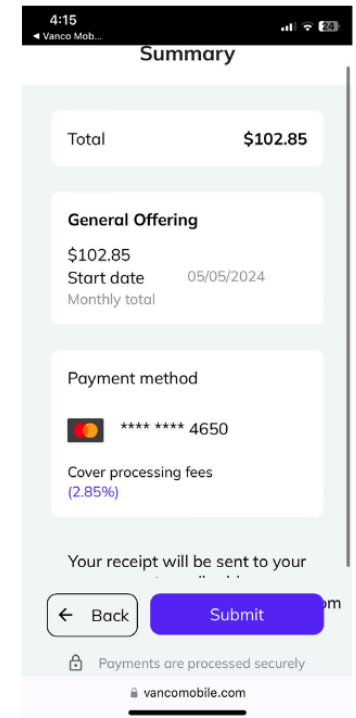
3. Enter Payment Method

Select a payment method and enter your credit card, debit card or bank account information. You can save this payment method for future donations.



4. Choose to Cover Processing Fees

You can help to cover the fees associated with online giving by adding a small amount on top of your gift.



5. Complete Your Donation

Review and complete your gift by clicking **Submit**.